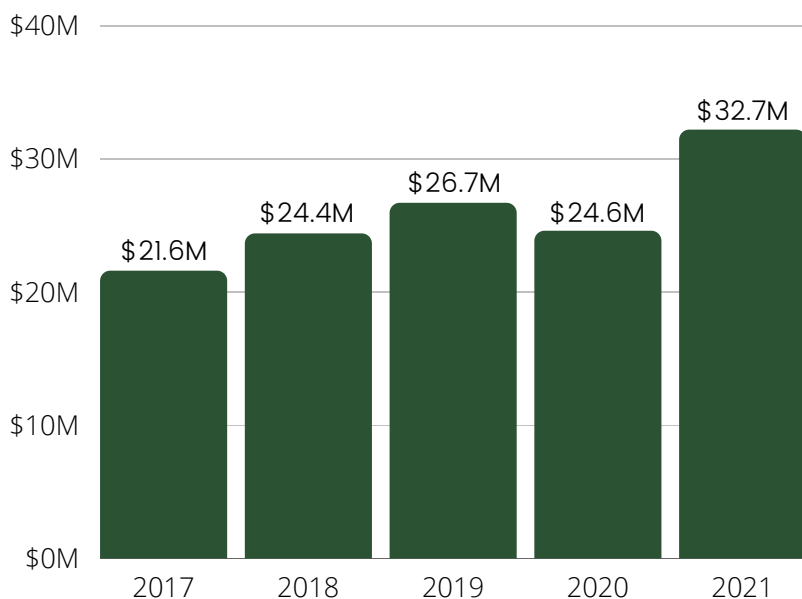


2021 Financial Highlights

Balance Sheet – All Funds as of March 31, 2021

Assets	2021	2020
Cash and Cash Equivalents	\$ 1,160,000	\$ 4,484,000
Investments (including Endowments)	57,998,000	48,088,000
Accounts & Other Receivables	101,000	104,000
Total Assets	\$ 59,259,000	\$ 52,676,000
Liabilities		
Due to Fiduciary Fund: State Parks & Environmental Conservation	53,130,000	47,402,000
Accounts & Other Payables	116,000	70,000
Long-Term Liabilities	5,322,000	3,169,000
Total Liabilities	\$ 58,568,000	\$ 50,641,000
Net Position		
Deferred Outflows/Inflows of Resources (Net)	(1,687,000)	(238,000)
Net Position	2,378,000	2,273,000
Total Liabilities and Net Position	\$ 59,259,000	\$ 52,676,000

Endowment Market Values

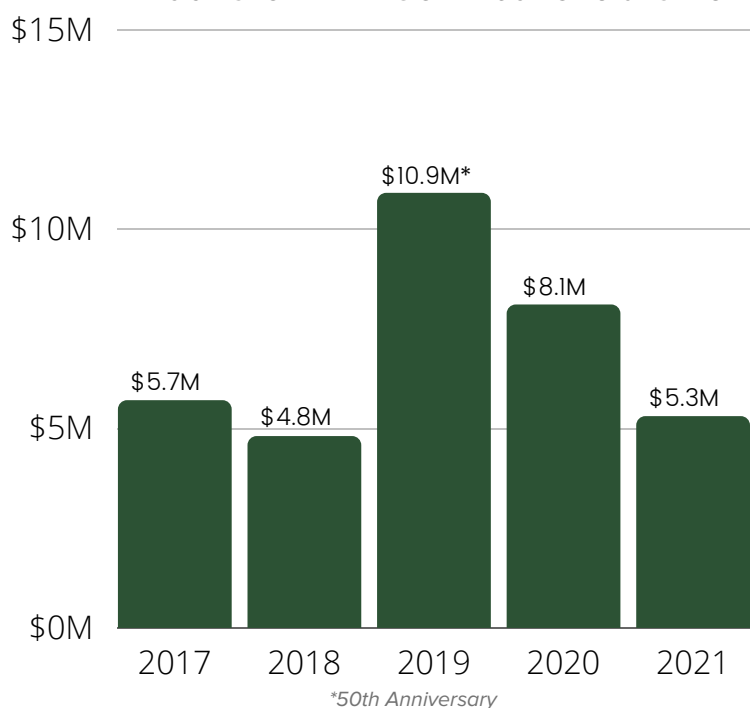


The NHT administers funds for thirteen permanently endowed parks and sites. Annual endowment distributions support the cost of operating, maintenance and public programming.

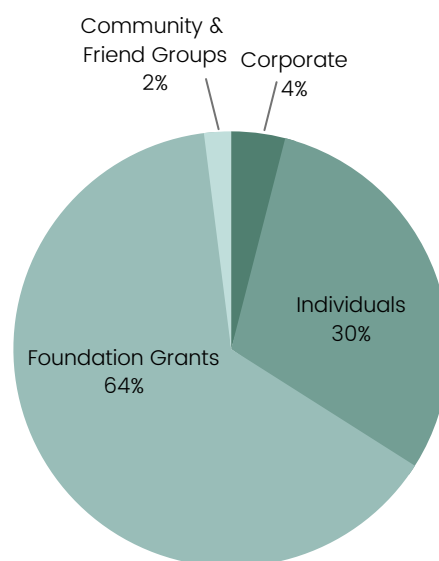
Summary of Changes – Fiduciary Funds as of March 31, 2021

Additions	2021	2020
Gifts and Private Grants	\$ 5,256,000	\$ 8,114,000
Government Grants and Contracts	3,487,000	3,572,000
Activity and Program Income	246,000	1,069,000
Mitigation	572,000	658,000
Investment Income	527,000	631,000
Sponsorships	31,000	286,000
Other	42,000	112,000
Realized Gains on Investments	7,863,000	285,000
Unrealized Gains/(Losses)	170,000	(2,299,000)
Total Additions	\$ 18,194,000	\$ 12,428,000
Expenses	2021	2020
Program Support and Staff	4,732,000	5,307,000
Activity and Event Support	867,000	1,895,000
Capital Construction and Maintenance	4,494,000	1,832,000
Endowment Transfers	1,933,000	1,575,000
Professional Services	154,000	388,000
Promotional Material & Merchandise for Resale	110,000	343,000
Other	71,000	347,000
Total Expenses	\$ 12,361,000	\$ 11,687,000
Net Position	2021	2020
Change in Net Position	5,833,000	741,000
Net Position Beginning of Year	47,628,000	46,887,000
Net Position End of Year	\$ 53,461,000	\$ 47,628,000

Annual Growth in Contributions & Gifts




Support by Dollar Amount



Careful financial stewardship has guided the Natural Heritage Trust's mission for over 50 years, resulting in a robust organization prepared to expand the impact of private philanthropy and strategic partnerships throughout New York State.

Summary of Changes – Operating Funds
as of March 31, 2021

Revenue		2021		2020
Realized Gains on Investments	\$	919,000	\$	45,000
Administrative Income		531,000		582,000
Investment Income		497,000		507,000
Contributed (In-Kind) Services		17,000		28,000
Other		4,000		-
Unrealized Gains/(Losses) on Investments		(166,000)		213,000
Total Operating Revenues	\$	1,802,000	\$	1,375,000
Expenses				
Staffing		782,000		713,000
Accrued Costs		741,000		18,000
Professional Services		103,000		175,000
Office and Other		71,000		135,000
Total Expenses	\$	1,697,000	\$	1,041,000
Net Position				
Excess Revenues Over Expenditures		104,000		334,000
Net Position Beginning of Year		2,273,000		1,939,000
Net Position End of Year	\$	2,377,000	\$	2,273,000



Jacque Cartier State Park

Visit our website to
learn more & to
support our projects
and programs:

www.naturalheritagetrust.org

